

MAKE AIR TREATMENT MORE HEALTHY AND ENERGY SAVING

HOLTOP

Beijing Holtop Air Conditioning Co., Ltd.

Factory address : No. 5 Yard, 7th Guanggu Street,
Badaling Economic Development Zone, Yanqing District, Beijing, China

International marketing center

Room 2101, Headquarter Center No. 25,
Tian An Hi-Tech Ecological Park, No. 555 Panyu Ave, Guangzhou, China

Tel: 86-20-39388201-8023

Website: www.holtop.com



* Data is subject to changes without notification due to product improvement

HFM SERIES

AIR-COOLED MODULAR CHILLER (HEAT PUMP)



- | HFW/HFW-A/HFW-C Series Air-Cooled Chiller(Heat Pump)
- | HFW-L Series Air Source Heat Pump
- | HFW-R Series Total Heat Recovery Air-Cooled Heat Pump

Everyone needs to breathe
25,000 times
per day

- Clean and fresh air is essential
- HOLTOP keeps working on providing you with integrated fresh, clean, comfortable and intelligent air solutions.
- HOLTOP delivers fresh and clean air, just for your healthy breathing!

Contents

HOLTOP Introduction	02
Product General Information	07
HFW Series Air-Cooled Chiller (Heat Pump)	09
HFW-L Series Air Source Chiller (Heat Pump)	15
HFW-R Series Total Heat Recovery Air-Cooled Chiller (Heat Pump)	19
Unit Dimension	23
Performance Data	26
Project Reference	27

ABOUT HOLTOP

2002
HOLTOP WAS FOUND

200000+
Units Production Capacity

70000+
m² Area

100+
Countries Exportation

30+
Sales Organizations



ISO Certifications



Dozens of National Patents Owner



Industrial Standards Participated



World Leading Manufacturer



Zhongguancun & National High-tech Enterprise



Equipment Supplier for Beijing Olympics and The Shanghai World Expo



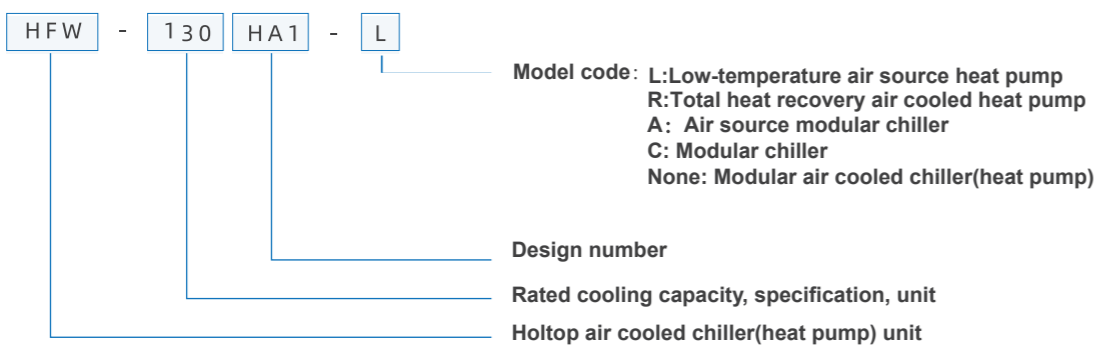
HFM SERIES

Modular Air Cooled Chiller (Heat Pump)

Holtop HFW series modular air cooled chiller (heat pump) is sophisticated design with fine and elegant configuration, flexible modularized structure. It can be adopted to all kinds of FCU, AHU indifferent specification. HFW series chiller (heat pump) own itsfeature of high efficiency, low noise, friendly HMI operation, stable and safe running, easy installation and maintenance. The unit canbe widely used for large or small-sized industrial and civil air conditioning project, like factories, station, hotels, villas, office building, high-end apartments etc.



Model marking



Modular chiller (heat pump)
 ■ HFW-65HA1/65HA1-C65HA1-A

Modular chiller (heat pump)
 ■ HFW-130HA1/130HA1-C130HA1-A

Low-temperature heat pump
 ■ HFW-75HA1-L

Low-temperature heat pump unit
 ■ HFW-300HA1-L

Low-temperature heat pump
 ■ HFW-65HA1-L

Low-temperature heat pump
 ■ HFW-130HA1-L/150HA1-L



Total heat recovery heat pump unit
 ■ HFW-65HA1-R

Total heat recovery heat pump unit
 ■ HFW-130HA1-R


HFM SERIES

Modular Air Cooled Chiller (Heat Pump)



Sophisticated design

Holtop has accumulated years of technical experience in modular air cooled units, and has continuously launched new products of high efficiency and environmental, thus to build an energy-saving society. The modular air cooled chiller (heat pump) has reached the national second-level energy efficiency certification and obtained the national energy-saving product certificate.




PCB control board

The low-temperature module PCB control board jointly developed by manufacturer of Holtop, compressor, valves and controller. Its has feature of stable operation, advanced control logic and multiple protection




Fan & Motor

Adopt large air volume, low noise fan impeller with low rotation speed and high efficiency motor.




Air side heat exchanger

The design of ring type air inlet heat exchanger makes the air distribution more uniform and the heat exchange more adequate.



Compressor

The international advanced intermediate exhaust valve IDV technology is adopted to improve the energy efficiency of part load.




Electronic expansion valve

Precise throttling control of the 480-step electronic expansion valve to keep the unit running at the optimal energy efficiency.



Water side heat exchanger

Shell and tube heat exchanger with new spiral baffle technology is about to increase efficiency of 10%



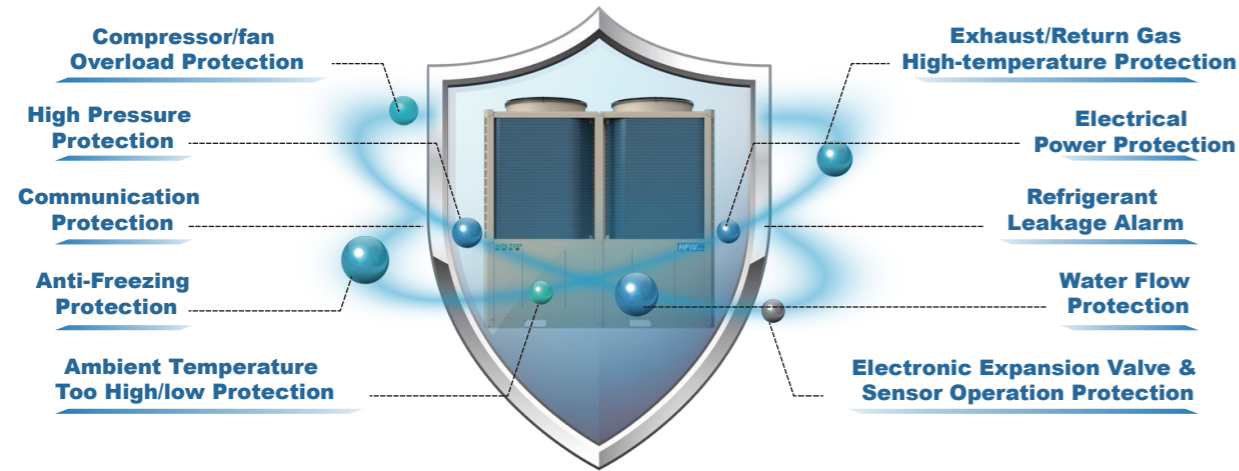
Liquid storage tank

Large volume and low pressure loss liquid storage tank to ensure the system runs more reliably.

Reliable operation

Integrated Protection

Integrated protection by more than 10 protection measures, and via multi-variable monitoring of intelligent controller, to guarantee the stable and high efficiency operation



Double Anti-freezing protection


Water pump running anti-freezing: In standby mode, if the system water temperature is too low, the unit will start the water pump for anti-freezing cycle;

Unit heating and anti-freezing: When the water temperature exceeds the safety parameter, the unit starts the heating and anti-freezing cycle until the water temperature rises to the preset safe value.



Failure backup

One unit adopts a multi-compressor design. When one of the compressors fails, the rest of the compressors in the system can still operate normally without affecting the normal use of the entire system.

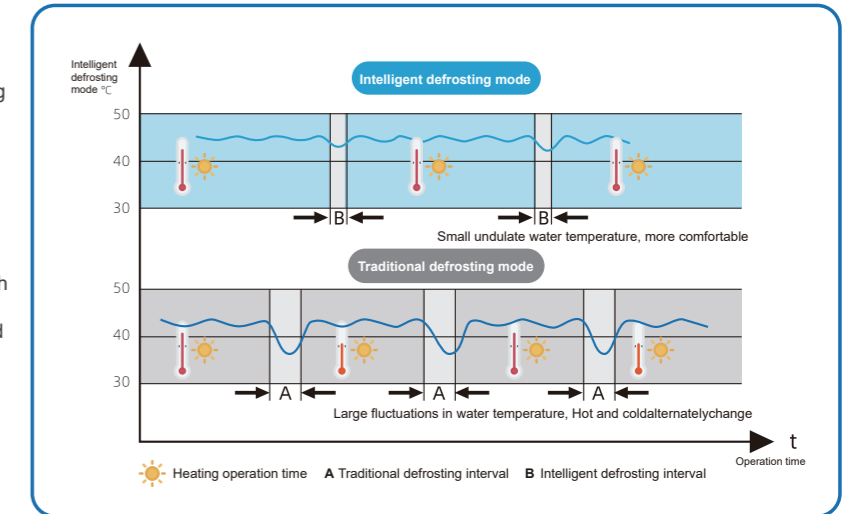


Module combination

Module intelligent defrosting

Holtop air cooled heat pump, unit accurately judges the frosting situation through multi-variable parameters and enter the defrosting mode intelligently, concentrate the heat of the system to melt the frost layer to the maximum extent, and shorten the defrosting time. Avoid problems such as insufficient defrosting or frequent defrosting. When heating in severe low temperature environment, manual forced defrosting can be set.

The unit adopts a multi-compressor system, which can realize alternate defrosting; when multiple units are combined, the units are mutually backed up, and the units are defrosted at intervals. The number of defrosting systems does not exceed half of the total number of systems to ensure that the water temperature is stable to meet heating needs. Eliminate the phenomenon of indoor side blowing cold wind, to ensure the comfort of use.



Shortness of conventional heat pump defrosting

- Frequent defrosting**
25% heat loss in one cycle, more energy consumption
- Large fluctuations in water temperature**
Around 10°C, alternately hot and cold
- Cold air blow**
Cold air blows indoors due to defrosting, making it uncomfortable.

Advantages of Holtop intelligent defrosting

- Longer heating cycle**
- Shorter defrost times**
- More comfortable in heating mode**
- More stable hot water supply**

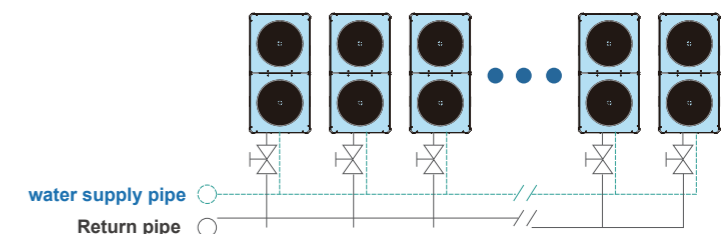
Modular combination

Modular design, and there is no need to distinguish between master and slave units when combining modules, which is convenient for installation. The unit can control the main machine through the wire controller, and can expand up to 15 set slave machines, which can meet the load requirements of different buildings, and different series of models can be combined for joint control.



Flexible application

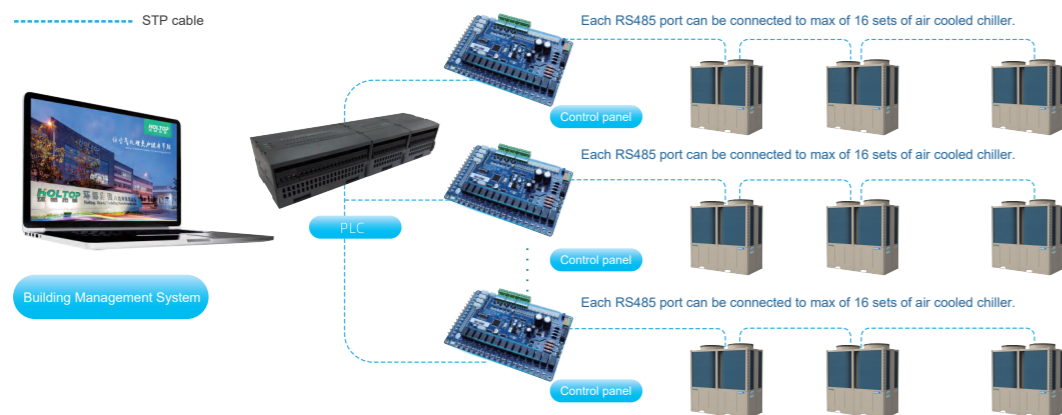
- Investment:** Flexible for further extension, lower investment initial project stage
- Transportation:** The unit is small in size and can be transported independently without large hoisting equipment.
- Installation:** Just install it in a well-ventilated place, no special machine room and cooling water system are required. The water inlet and outlet design at the end of the unit is more conducive to reducing the installation space on site.
- System:** In addition to the traditional constant water flow system, the terminal circulation system can also be designed as a primary pump variable water flow system.



Intelligent control

Optional PLC control system

The PLC control system combines the simplicity and convenience of the wired control system and the advantages of centralized group control system to achieve chiller group centralized control. One PLC control system can manage 1 to 8 groups of air cooled chiller, each group can control 1 to 16 pieces of modular chillers, that is, 128 modular chillers at most. The control system can deliver group mode switching, temperature adjustment, on/off control, etc., with rich functions, flexible and convenient application.



Intelligent Combination Control Function

Terminal interlock control:

Chiller will automatically start/stop in accordance with the terminal unit(AHU, FCU) status.

Remote switch control:

Unit start/stop can be realized by the remote switch.

Chilled water pump interlock control:

Chiller will automatically start/stop the water pump when it is not working synchronously with the terminal unit, to avoid any damage to the whole system.

System auxiliary heat source interlock control:

The starting conditions of the auxiliary heat source are determined by the multi-variable system. The start/stop of the auxiliary heat source are controlled intelligently.

Fault alarm:

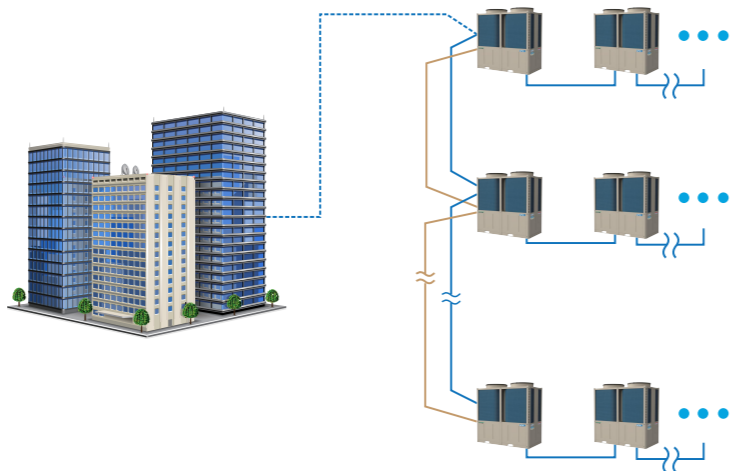
The control system can connect to the audio and video alarm system or other prompts, to inform user for any failure.

Running status:

The system can output unit operation status feedback signal to user side for easy checking at any time.

Free Access to Building Management System

Standard RS485 building communication interface comes with open source ModBus standard communication protocol. The device can be easily connected to the building management system(BMS) for centralized control, easy to achieve intelligent control, avoid unnecessary energy waste, and save air-conditioning operating costs.



Modular air cooled chiller(heat pump) parameter

Model/Specification		HFW-65HA1-C	HFW-65HA1	HFW-65HA1-A	HFW-130HA1-C	HFW-130HA1	HFW-130HA1-A
Nominal cooling capacity	KW	66.0	65.0	65.0	132.0	130.0	130.0
Nominal heating capacity	KW	/	71.0	71.0	/	142.0	142.0
Nominal cooling total input power	KW	19.5	19.2	19.2	39.0	38.5	38.5
Nominal heating total input power	KW	/	20.2	20.2	/	40.4	40.4
Power		380V/3N-/50Hz					
Throttle parts		Electrical expansion valve					
Compressor	Type	Hermetic scroll compressor					
	QTY	2					
Fan	Type	Axial low noise fan	DC inverter fan	Axial low noise fan	DC inverter fan		
	Power kW	0.9x2			1.5x2		
	Air volume m³/h	14000x2			19000x2		
Air side heat exchanger	Type	High-efficient finned heat exchanger					
Air side heat exchanger	Type	High-efficient shell&tube heat exchanger(Designed pressure 1.0Mpa)					
	Nominal water flow m³/h	11.3	11.2	11.2	22.7	22.5	22.5
Water pressure drop	kPa	30			40		
Water inlet/outlet connection pipe		R2 " male adapter			R2-1/2 " male adapter		
Refrigerant	Type	R410A					
	Charge volume kg	5.0x2			12.0x2		
Dimensions(L x W x H)	mm	1810x960x2280			2180x1100x2250		2180x1100x2430
Net weight	kg	570	580	585	980	1000	1010

Remark:

- Nominal cooling condition: water flow rate: 0.172m³/(h·kw); outlet temperature 7°C; Ambient temperature 35°C.
- Nominal heating condition: water flow rate: 0.172m³/(h·kw); outlet temperature 45°C; Ambient DB/WB temperature:7°C/6°C.
- Water pipe for modular chiller combination should be fabricated and installed at project site, not provided by factory. Pipe diameter and construction should conform to design standards.
- Module units can be combined on the basis of the same or different model according to needs for specific project. The number of combined units ranges from 1 to 16 pcs. The above table is the parameters of a single unit.
- Control accessories need to be ordered separately. Control accessories include wire controller, instruction manual, controller connection cable and other accessories.


HFM SERIES

Low Temperature Type Air Source Chiller(Heat Pump)



EXQUISITE DESIGN

The low-temperature air source heat pump chiller is a central heating unit with air as the thermal energy source, water as the heat transfer medium. It uses clean energy for heating to replace traditional coal-fired boilers, which can realize cooling in summer and heating in winter. Based on the modular air-cooled heat pump chiller, Holtop low-temperature series adopts the EVI technology to further expand the operating range and energy efficiency of the unit. HFW-65HA1-L and HFW-130HA1-L can reach the national energy efficiency grade I, the HFW-150HA1-L can reach the national energy efficiency grade II, and obtained energy-saving certification.




PCB Control Panel

The low-temperature modular PCB control panel, which is developed under the collaboration of HOLTOP, and supplier of compressor /electronic valve /controller, its feature of advanced control logic, stable operation, and multi-protection, which guarantee the performance of the whole system.




Fan and Motor

The fan is with large air volume and low noise level, and the motor is with strong torque and high efficiency. Both are allowing the unit to operate at high efficiency and low noise.



Air-Side Heat Exchanger

The circling air inlet heat exchanger creates a uniform air distribution to get the optimal heat exchange.




Compressor

With the help of the world-class EVI (Enhanced Vapor Injection) compressor, the heating performance at low-temperature working conditions increases over 18%.




Electronic Expansion Valve

Precise refrigerant flow control is available from a 480-step electronic expansion valve, to keep the unit running at the most efficient level.



Water-Side Heat Exchanger

The new helical baffles technology of shell & tube heat exchanger, which helps to increase about 10% of the heat exchange efficiency.



Liquid Storage Tank

A liquid storage tank with large-volume and less pressure loss, to make the system operation more reliable.



Heat exchanger

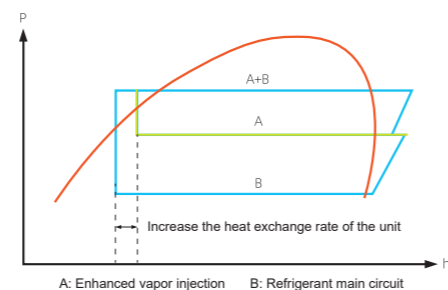
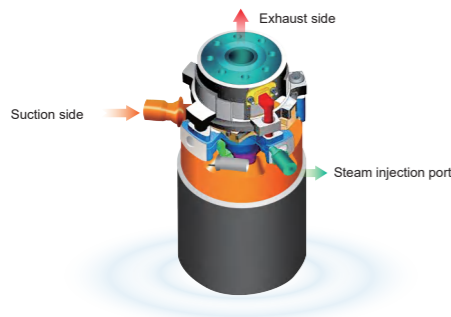
Stainless steel brazed plate heat exchanger to ensure effective supercooling of refrigerant.



Low Temperature Type Air Source Chiller (Heat Pump) Characteristics

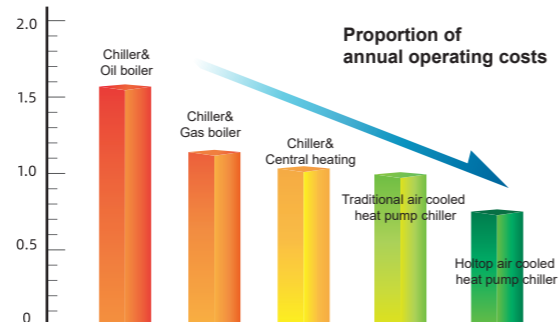
Using EVI compressor

The unit adopts EVI (Enhanced Vapor Injection) high-efficiency compressor with air injection and enthalpy increase. Compared with conventional compressors, EVI compressor has one more air return port, through which part of the medium-pressure gas can be introduced to achieve secondary compression in one compressor. Due to the introduction of medium-pressure gas supplementary air, the suction capacity of the compressor is increased, the system refrigerant circulation volume and outdoor heat exchange heat capacity are greatly improved, and the cooling and heating capacity is increased by about 10-20% compared with ordinary compressor units. Especially in the low temperature environment place, the heating capacity is excellent, and it can be used as the latest choice for winter heating, with lower operating costs.



Excellent Energy Efficiency Ratio (EER)

Holtop low-temperature air source heat pump unit is designed for ultra-efficient and low-temperature operation in cold regions. The unit has excellent operating performance, with heating COP as high as 3.64 and cooling COP as high as 3.48. The heating and cooling performance of the unit has been comprehensively improved, reaching the national first-class energy efficiency, and obtained energy-saving certification. And the unit is matched with advanced high-efficiency heat exchanger and parallel control technology, which can make the unit's comprehensive partial load performance coefficient IPLV as high as 4.12, saving more operating costs for users.

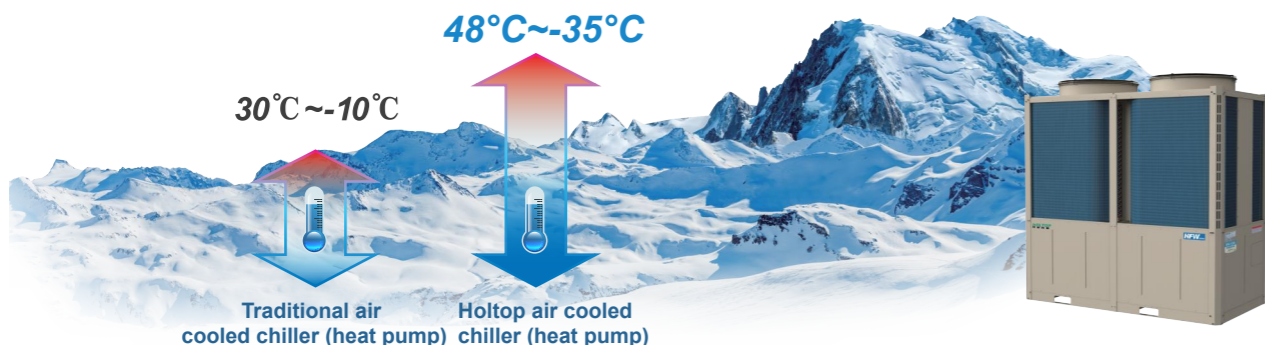


Proportion of annual operating costs	Chiller & Oil boiler	Chiller & Gas boiler	Chiller & Central heating	Traditional air cooled chiller(heat pump)	Holtop air cooled chiller(heat pump)
	1.72	1.29	1.18	1.17	1

Noted: This data is based on the analysis of the operating costs of different air-conditioning methods for a 5-story office building in a Chinese northern city, with a total area of 6,000 square meters.

Wide Temperature Range in Operation

The lowest operation temperature of traditional air-cooled chiller(heat pump) is -10°C. But the low temperature air source heat pump chiller based on the EVI technology would still have good heating performance in the low outdoor temperature environment of -10°C. The temperature of the heating operation environment is extended from -10°C to -25°C of the conventional unit, greatly expanding the application area and range of the air cooled heat pump. This low temperature series of units can be combined with conventional units, which can make the choice of air conditioning solutions more flexible.



Low Temperature Type Air Source Chiller (Heat Pump) Parameter

Model/Specification	HFW-65HA1-L	HFW-75HA1-L	HFW-130HA1-L	HFW-150HA1-L	HFW-300HA1-L	
Nominal cooling capacity KW	65.0	75.0	130.0	150.0	300.0	
Nominal heating capacity KW	71.0	78.0	141.0	155.0	314.0	
Nominal cooling total input power KW	18.7	22.1	37.7	44.2	93.8	
Nominal heating total input power KW	19.5	22.7	38.8	45.4	90.2	
Nominal heating capacity in low temp KW	52.0	53.2	100.0	106.0	202.0	
Nominal heating total input power in low temp KW	18.6	21.2	37.0	42.4	81.0	
Power	380V/3N~/50Hz					
Throttle parts	Electrical expansion valve					
Compressor	Type	Hermetic scroll compressor				
	QTY	2	1	2	4	
Fan	Type	Axial low noise fan				
	Power kW	0.9x2	1.8	1.5x2	1.8x2	1.8x4
	Air volume m³/h	14000x2	23500	19000x2	23500x2	23500x4
Air side heat exchanger	Type	High-efficient finned heat exchanger				
Water side heat exchanger	Type	Shell&tube heat exchanger	Plate heat exchanger	High efficiency shell&tube heat exchanger		
	Nominal water flow m³/h	11.5	12.9	22.5	25.8	51.6
Water pressure drop kPa	30	55	40	55	45	
Water inlet/outlet connection pipe	R2" male adapter	RC2" female adapter	R2-1/2" male adapter		R3" male adapter	
Refrigerant	Type	R410A				
	Charge volume kg	6.5x2	10.0	12.0x2	13.5x2	14.0x4
Dimensions(L x W x H) mm	1810x960x2280	1310x1080x1820	2180x1100x2250		2200x2200x2250	
Net weight kg	600	420	1050	1100	1900	

Noted:

- Nominal cooling condition: water flow rate: 0.172m³/(h·kw); Water outlet temperature: 7°C; Ambient temperature: 35°C.
- Nominal heating condition: water flow rate: 0.172m³/(h·kw); Water outlet temperature: 45°C; Ambient temperature DB/WB: 7°C/6°C.
- Nominal heating in low temperature condition: water flow rate: 0.172m³/(h·kw); Water outlet temperature: 41°C; Ambient temperature DB/WB: -12°C/-14°C.
- Water pipe for modular chiller combination should be fabricated and installed at project site, not provided by factory. Pipe diameter and construction should conform to design standards.
- Module units can be combined on the basis of the same or different model according to the needs for specific project. The number of combined units ranges from 1 to 16 sets. The above table sheet is the parameters of a single unit.
- Control accessories need to be ordered separately. Control accessories include wire controller, instruction manual, controller connection cable and other accessories. The manufacturer reserves the right to change the configuration. Please refer to the factory configuration when purchasing.


HFM SERIES

Total Heat Recovery Type Air Cooled Chiller (Heat Pump)



EXQUISITE DESIGN


Holtop total heat recovery air-cooled heat pump chiller adds casing heat recovery heat exchanger on the basis of modular air-cooled (heat pump) chiller development, and adopts double four-way valve + diaphragm check valve + double electronic expansion for control Valve + multi-solenoid valve control technology, ensures the stable and efficient operation of the 5 modes with almost no attenuation, and the IPLV is as high as 7.4.



PCB Control Panel
The total heat recovery modular PCB control panel, which is developed under the collaboration of HOLTOP, and supplier of compressor /electronic valve /controller, its feature of advanced control logic, multiple modes stable operation, and multi-protection, which guarantee the performance of the whole system.




Fan and Motor
The fan is with large air volume and low noise level, and the motor is with strong torque and high efficiency. Both are allowing the unit to operate at high efficiency and low noise.



Air-Side Heat Exchanger
The circling air inlet heat exchanger creates a uniform air distribution to get the optimal heat exchange.



Compressor
Adopt international advanced intermediate exhaust valve IDV technology to improve energy efficiency of part load.




Electronic Expansion Valve
Precise refrigerant flow control is available from a 480-step electronic expansion valve, to keep the unit running at the most efficient level.



Heat Recovery Heat Exchanger
The casing heat exchanger adopts a unique spiral structure, which is highly efficient in heat exchange, stronger in corrosion resistance, and has the best antifreeze and antifouling capabilities.



Water-Side Heat Exchanger
The waterside heat exchanger is adopted with the new helical baffles technology of shell & tube heat exchanger, which helps increase 10% of the heat exchange efficiency

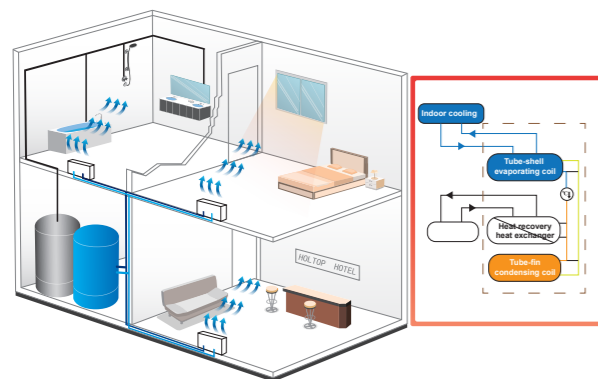


Liquid Storage Tank
A liquid storage tank with large-volume and less pressure loss, to make the system operation more reliable.

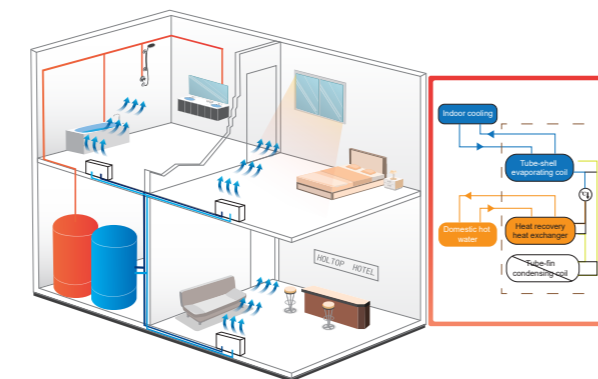
Total Heat Recovery Type Air Cooled Chiller (Heat Pump)

Refrigeration total heat recovery is to use 100% of the heat released during the condensation and exothermic process of the refrigerant in refrigeration cycle to prepare hot water, which realizes the reuse of waste heat, reduces condensing heat pollution to the environment, and reduces the cooling fan power consumption and noise of the unit;
 In addition, compared with some heat recovery units, total heat recovery module unit can run the heat pump hot water heating mode alone in winter, and can meet the demand for hot water in winter without adding other hot water equipment, which greatly reduces the initial investment of engineering equipment, and perfectly adapts to the year-round changing demand for air conditioning and hot water in different places.

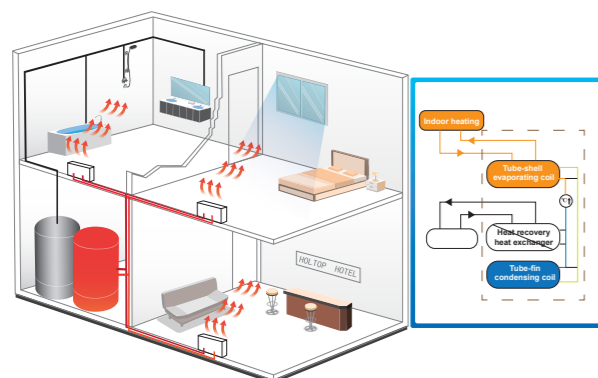
Working principle diagram of cooling mode



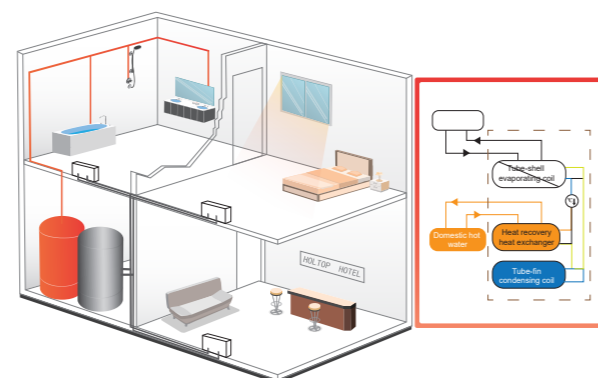
Working principle diagram of cooling&hot water mode



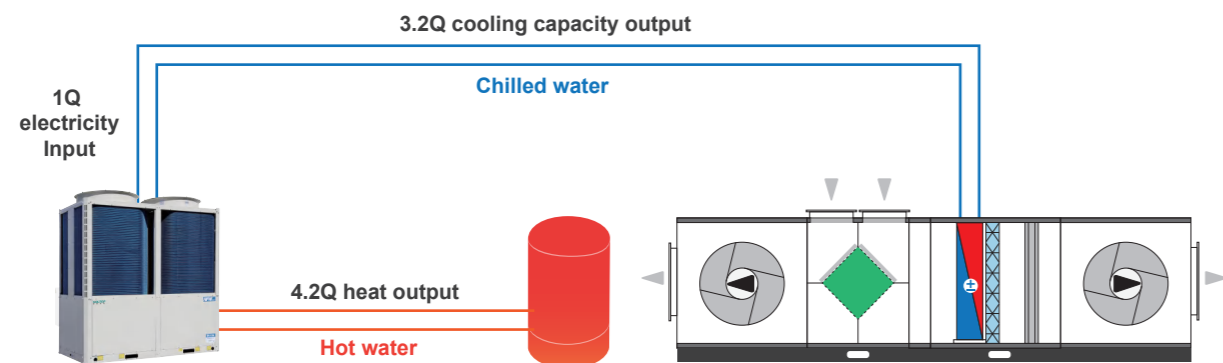
Working principle diagram of heating mode



Working principle diagram of hot water mode



High efficiency and energy saving



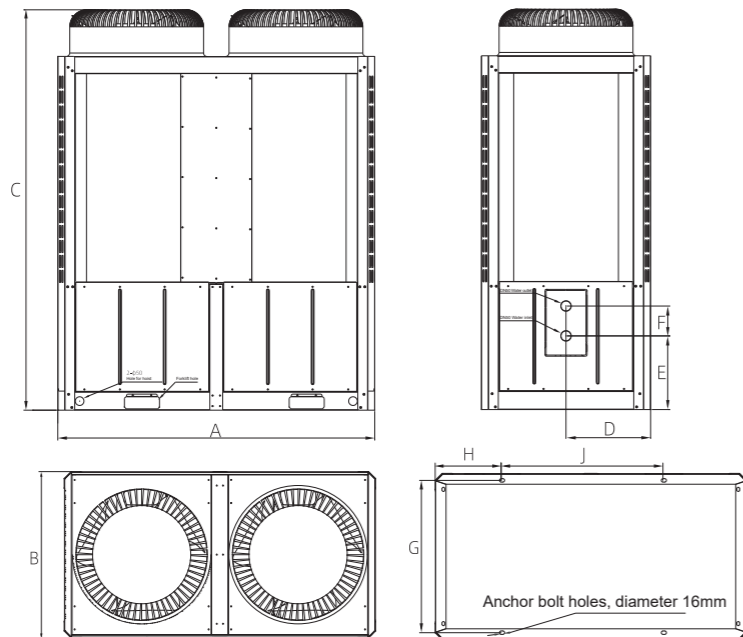
Total Heat Recovery Type Air Cooled Chiller (Heat Pump) Parameter

Model/Specification		HFV-65HA1-R	HFV-130HA1-R
AHU mode	Nominal cooling capacity KW	64.0	128.0
	Nominal heating capacity KW	68.0	134.0
	Nominal cooling total input power KW	20.5	40.9
	Nominal heating total input power KW	20.8	42.6
Hot water mode	Nominal cooling capacity in low temp KW	81.0	158.0
	Nominal heating input power in low temp KW	21.0	40.7
Heat recovery mode	Cooling capacity KW	62.0	120.0
	Heat recovery KW	80.0	156.0
	Heat recovery input total power KW	19.5	37.5
Water flow	Air conditioning side water flow m³/h	11.0	22.0
	Hot water side water flow m³/h	13.9	27.2
Power		380V/3N~/50Hz	
Throttle parts		Electrical expansion valve	
Compressor	Type	Hermetic scroll compressor	
	QTY	2	
Fan	Type	Axial low noise fan	
	Power kW	0.9x2	1.5x2
	Air volume m³/h	14000x2	19500x2
Water side heat exchanger	Air conditioner side	Shell and tube heat exchanger	
	Hot water side	Tube heat exchanger	
Water pressure drop kPa	Air conditioner side	52	50
	Hot water side	60	70
connection pipe	Water inlet connection pipe	R2" External threaded connector	R2-1/2" External threaded connector
	Water outlet connection pipe	R3" External threaded connector	R2-1/2" External threaded connector
Refrigerant	Type	R410A	
	Charge volume kg	6.0x2	14.0x2
Dimensions(L x W x H) mm		1810x960x2440	2180x1100x2400
Net weight kg		650	1150

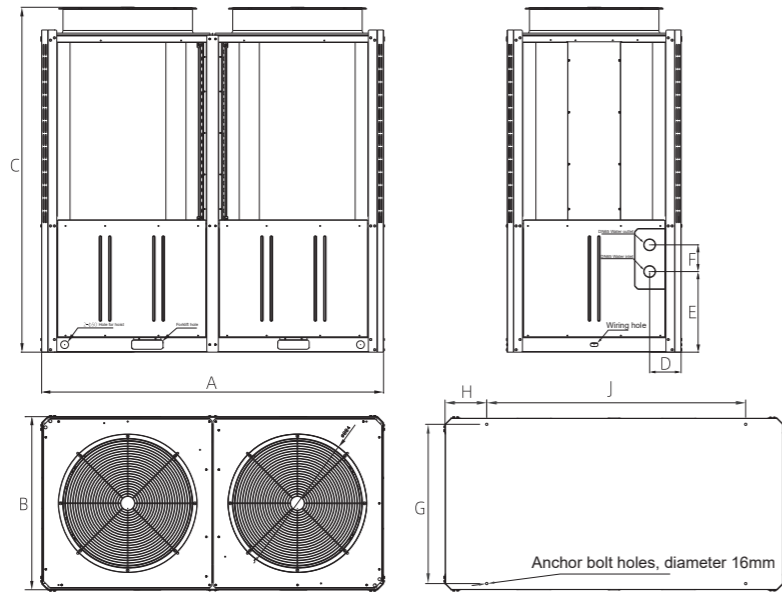
Noted:
 1. Nominal cooling condition: water flow rate: 0.172m³/(h·kw); Water outlet temperature: 7°C; Ambient temperature: 35°C.
 2. Nominal heating condition: water flow rate: 0.172m³/(h·kw); Water outlet temperature: 45°C; Ambient temperature DB/WB: 7°C/6°C.
 3. The hot water mode test conditions are: hot water inlet/outlet temperature 40/45°C, outdoor environment dry/wet bulb temperature 20/15;
 4. The heat recovery mode test working conditions are: chilled water inlet/outlet temperature 12/7°C, hot water inlet/outlet temperature 40/45°C, and air ambient temperature 35°C;
 5. Water pipe for modular chiller combination should be fabricated and installed at project site, not provided by factory. Pipe diameter and construction should conform to design standards.
 6. Module units can be combined on the basis of the same or different model according to the needs for specific project. The number of combined units ranges from 1 to 16 sets. The above table sheet is the parameters of a single unit.
 7. Control accessories need to be ordered separately. Control accessories include wire controller, instruction manual, controller connection cable and other accessories. The manufacturer reserves the right to change the configuration. Please refer to the factory configuration when purchasing.

Modular air-cooled chiller (heat pump) dimension table

■ HFW-65HA1、HFW-65HA1-C、HFW-65HA1-A



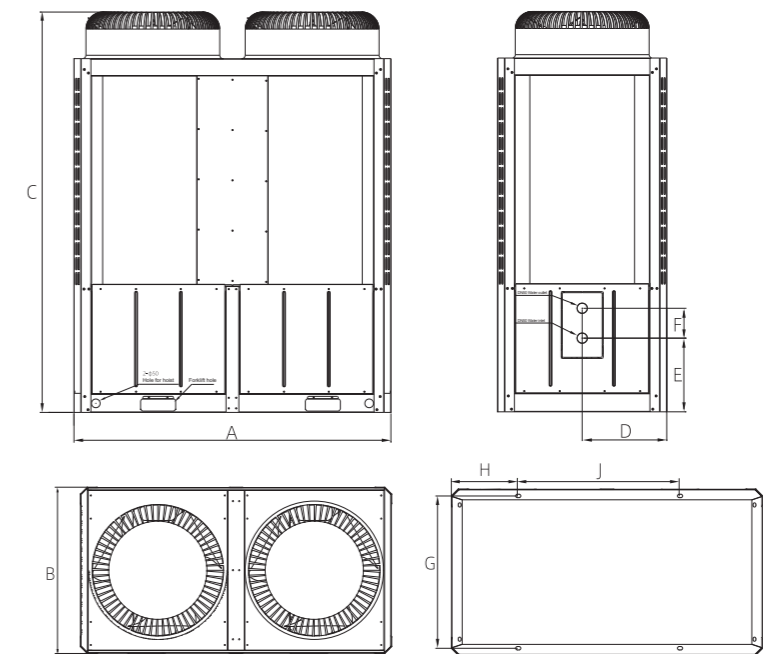
■ HFW-130HA1、HFW-130HA1-C、HFW-130HA1-A



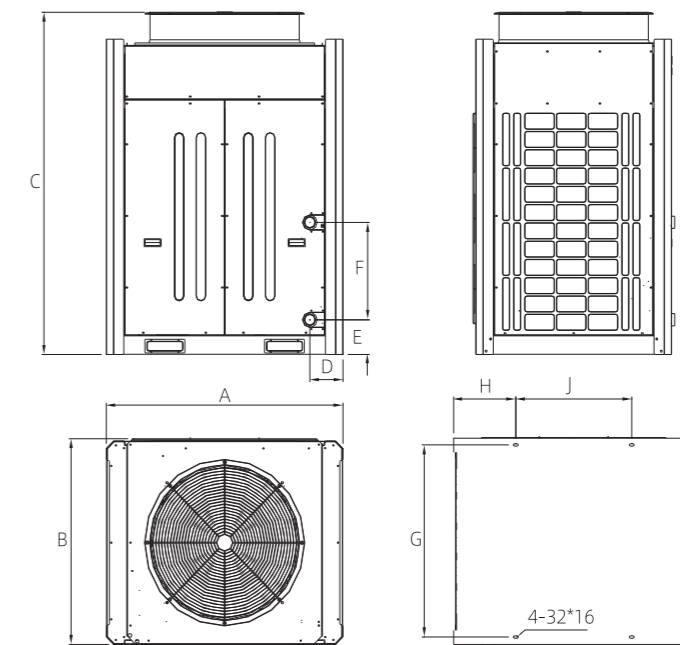
Model	A	B	C	D	E	F	G	H	J
HFW-65HA1	1810	960	2280	480	420	170	900	390	940
HFW-65HA1-C	1810	960	2280	480	420	170	900	570	930
HFW-65HA1-A	1810	960	2280	480	420	170	900	390	940
HFW-130HA1	2180	1100	2250	200	515	170	1020	570	930
HFW-130HA1-C	2180	1100	2250	200	515	170	1020	570	930
HFW-130HA1-A	2180	1100	2390	200	515	170	1020	570	930

Low temperature air cooled chiller (heat pump) dimension drawing

■ HFW-65HA1-L



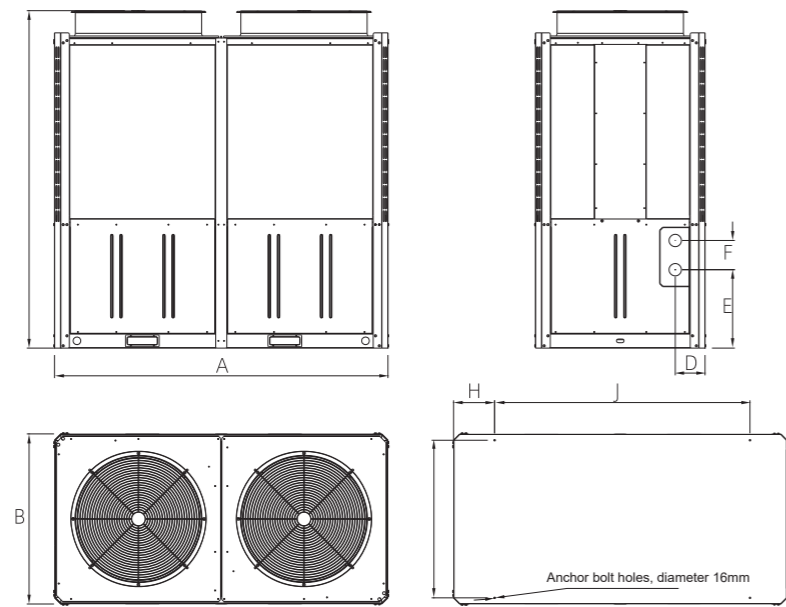
■ HFW-75HA1-L



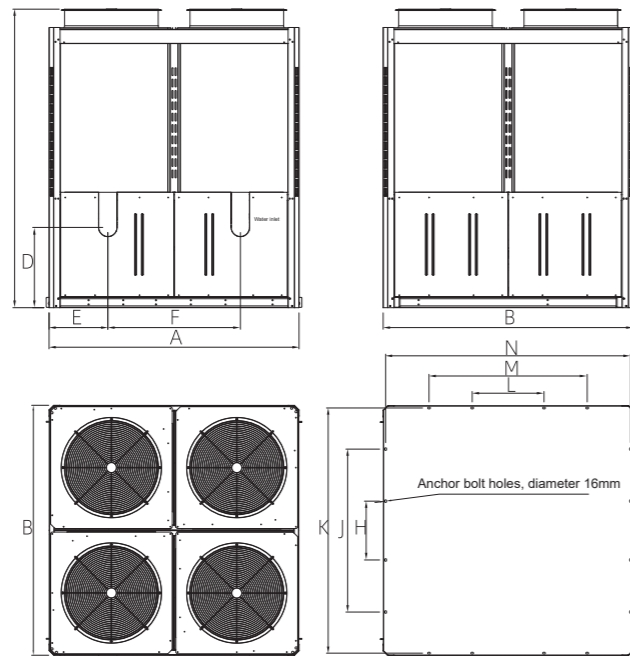
Model	A	B	C	D	E	F	G	H	J
HFW-65HA1-L	1810	960	2280	480	420	170	900	390	940
HFW-75HA1-L	1310	1080	1820	180	190	520	1015	325	640

Total heat recovery air cooled chiller (heat pump) dimension drawing

■ HFW-130HA1-L、HFW-150HA1-L



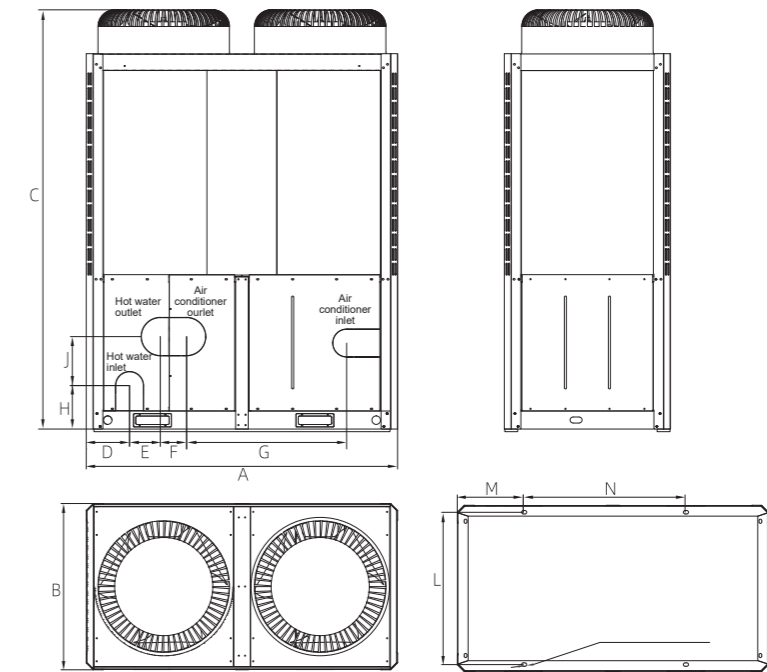
■ HFW-300HA1-L



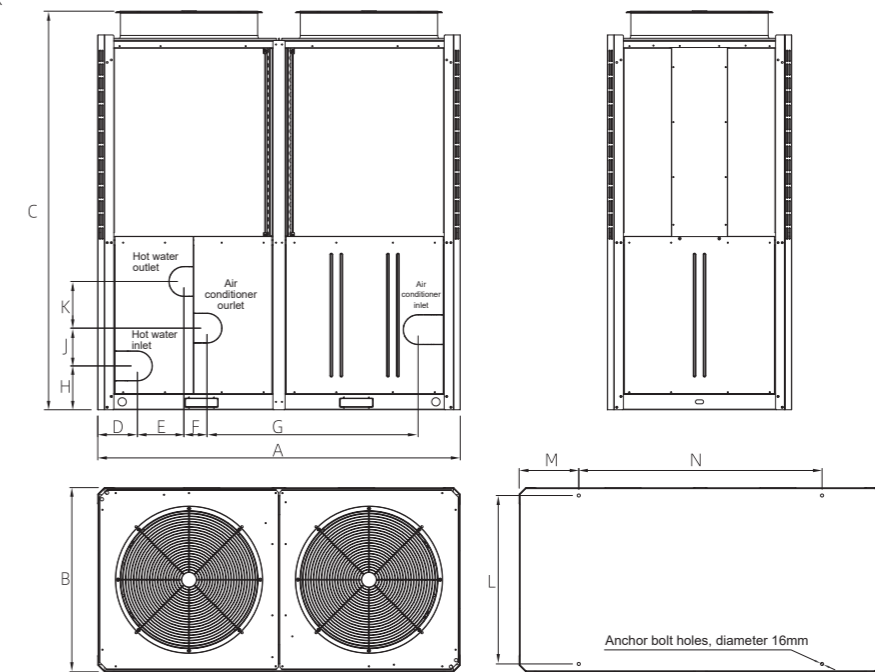
Model	A	B	C	D	E	F	G	H	J	K	L	M	N
HFW-130HA1-L	2180	1100	2250	200	515	170	1020	570	930	/	/	/	/
HFW-150HA1-L	2180	1100	2250	200	515	170	1020	570	930	/	/	/	/
HFW-300HA1-L	2200	2200	2550	710	520	1170	/	520	1340	2160	630	1390	2160

Total heat recovery heat pump unit dimension drawing

■ HFW-65HA1-R



■ HFW-130HA1-R



Model	A	B	C	D	E	F	G	H	J	K	L	M	N
HFW-65HA1-R	1810	960	2440	252	200	132	928	253	247	52	885	388	940
HFW-130HA1-R	2180	1100	2400	238	280	140	1250	264	226	281	1025	673	930

Variable working condition parameter table

Refrigeration working condition variable working condition parameter table

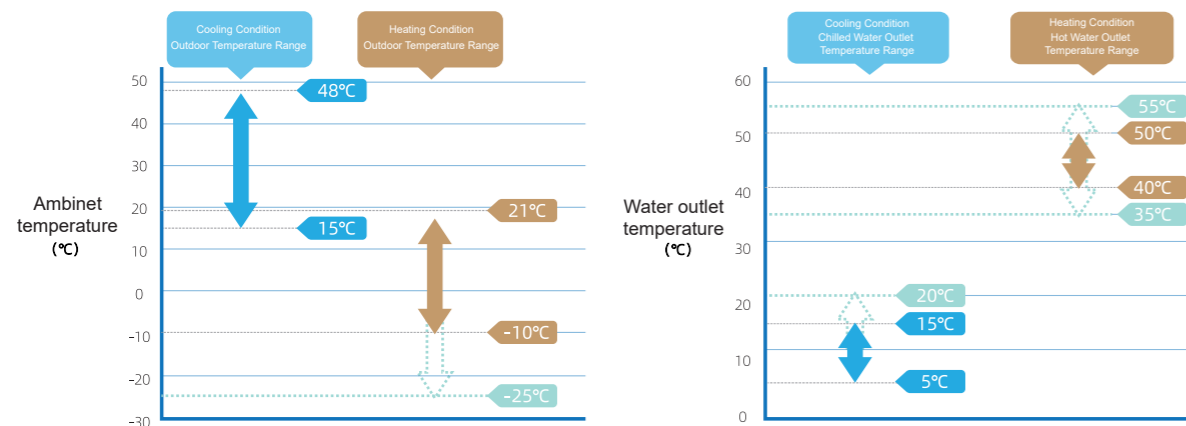
Water outlet temperature °C	Ambient temperature °C				
	25	30	35	40	45
5	1.07	1.00	0.94	0.84	0.81
6	1.10	1.03	0.97	0.87	0.83
7	1.14	1.07	1.00	0.91	0.86
8	1.17	1.10	1.03	0.94	0.88
9	1.20	1.13	1.06	0.98	0.91
10	1.23	1.16	1.09	1.01	0.93
11	1.27	1.19	1.12	1.04	0.96
12	1.31	1.23	1.15	1.07	0.99
13	1.34	1.26	1.17	1.09	1.01
14	1.37	1.29	1.20	1.12	1.03
15	1.41	1.32	1.23	1.14	1.06

Heating working condition variable working condition parameter table

Water outlet temperature °C	Ambient temperature °C							
	15	10	7	5	-5	-10	-15	-20
30	1.23	1.10	1.03	0.99	0.81	0.73	0.58	0.57
35	1.21	1.09	1.02	0.98	0.79	0.70	0.55	0.54
40	1.20	1.08	1.01	0.96	0.77	0.67	0.53	0.52
45	1.19	1.07	1.00	0.95	0.75	0.65	0.50	0.49
50	1.17	1.05	0.98	0.94	0.74	0.64	/	/

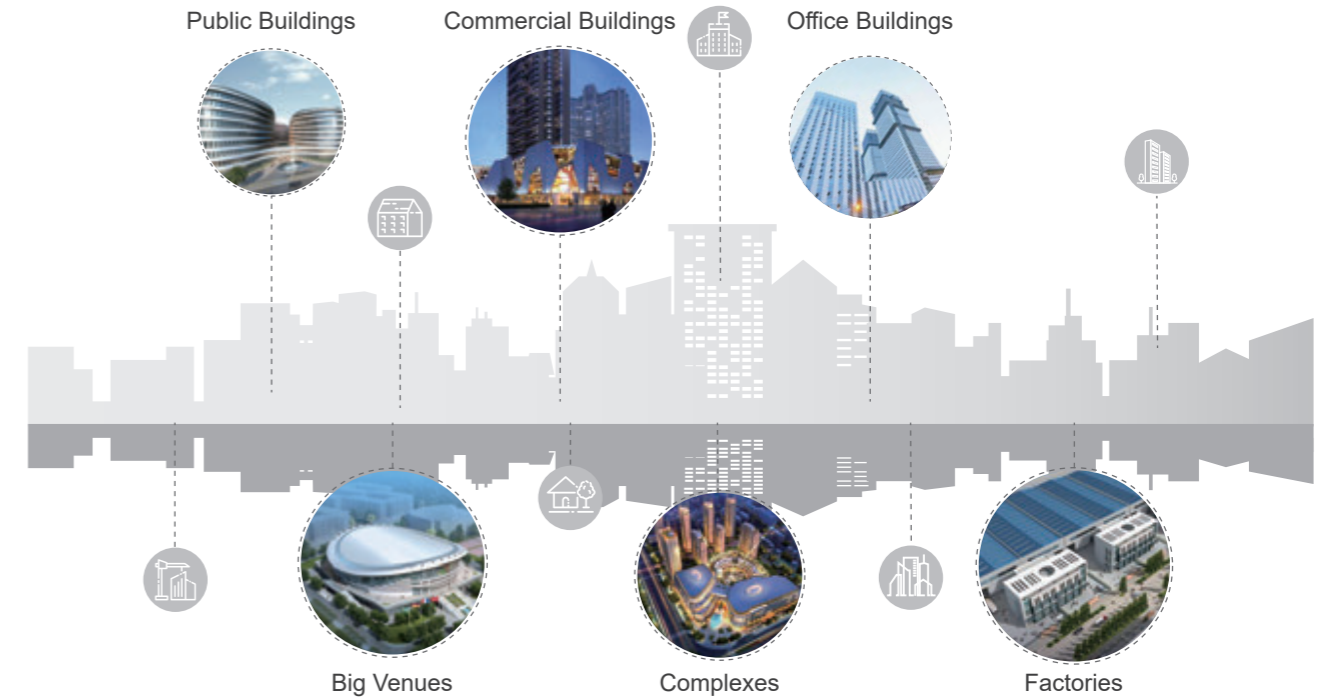
Wide Temperature Range of Application, Worry-free of Operation

Chiller unit is suitable for operation in a wide outdoor temperature range, from -20°C~48°C.



Note: The solid colour marks are the operating range of normal temperature type equipment. The dotted line marks are the extended operating range of low-temperature type equipment.

Project Reference



- Baixiang County Central Hospital Phase II
- Zhengding New Magnetic Office Building
- State Grid Ningxia Power Supply Operation and Maintenance Centre
- Lund CDC Centre
- Taoxiang Lake Hilton Hotel
- Gannan Health Care College Canteen
- Yunnan Second Infectious Disease Hospital
- Dingbian County Xinhua Bookstore
- Luoyang Fuxing School
- Yongan General Hospital
- Fever Clinic of First Affiliated Hospital of Heda
- Henan Senyuan Electric Vehicle Welding Workshop
- Zhongyuan College of Science and Technology Xuchang Campus
- South China Optoelectronics Phase I
- Zhuzhou Air Development 3302 Factory
- ZTE Communication Base
- Suzhou Tongqiao District Culture and Art Centre
- Jiangsu Jianqiu Hi-Tech Group
- Hefei Financial Plaza
- China Postal Savings Bank Co.
- Shanghai Normal University Integrated Development and Modern Service Centre
- Zhao County People's Hospital
- Respiratory Ward Building of Langfang Third People's Hospital
- Nanqiao Trade Centre

